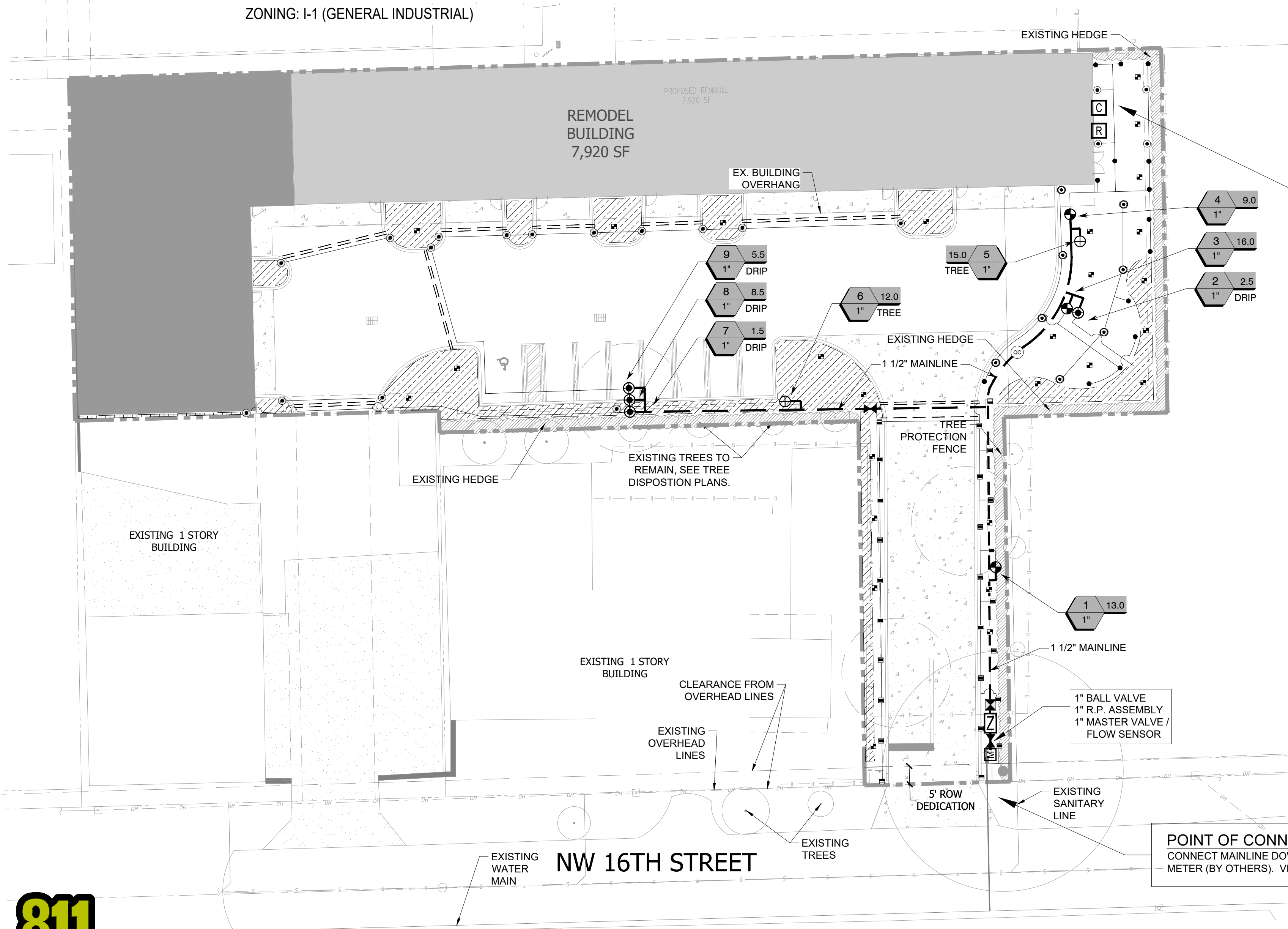


ZONING: I-1 (GENERAL INDUSTRIAL)



CONTROLLER NOTE
LOCATE CONTROLLER AT LOCATION SHOWN ON PLAN. VERIFY LOCATION IN FIELD WITH OWNER'S REPRESENTATIVE.

120 VAC POWER TO CONTROLLER LOCATION IS NOT WITHIN THE IRRIGATION CONTRACTOR'S SCOPE OF WORK, AND SHALL BE PROVIDED BY OTHERS. HOOK-UP OF CONTROLLER TO 120 VAC SHALL BE PERFORMED BY THE IRRIGATION CONTRACTOR. IRRIGATION CONTRACTOR SHALL COORDINATE LOCATION OF WIRE SLEEVE PENETRATIONS THROUGH BUILDING WITH OWNER AND GENERAL CONTRACTOR. STATION RUN ORDER SHALL MATCH PLANS.

IRRIGATION DISCLAIMER

THIS DESIGN IS DIAGRAMMATIC. ALL PIPING, VALVES, AND OTHER EQUIPMENT SHOWN WITHIN PAVED AREAS OR OUT OF PROPERTY BOUNDARIES ARE FOR DESIGN CLARIFICATION ONLY, AND SHALL BE INSTALLED IN PLANTING AREAS WITHIN THE PROPERTY LINES OR LIMITS INDICATED ON PLAN. THE IRRIGATION CONTRACTOR SHALL VERIFY THE LOCATIONS OF ALL ABOVE-GRADE IRRIGATION EQUIPMENT WITH THE OWNER'S AUTHORIZED REPRESENTATIVE PRIOR TO INSTALLATION. OR IRRIGATION CONTRACTOR MAY BE REQUIRED TO MOVE SUCH ITEMS AT HIS OWN COST.

IRRIGATION CONTRACTOR IS RESPONSIBLE FOR VERIFYING ALL FINAL QUANTITIES PER DRAWINGS AND SPECIFICATIONS. ANY QUANTITIES PROVIDED ARE PROVIDED AS A CONVENIENCE TO THE CONTRACTOR ONLY AND SHALL NOT BE CONSIDERED ABSOLUTE.

AUTOMATIC DRAIN VALVES AND AIR RELIEF VALVES

INSTALL AUTOMATIC DRAIN VALVES AT THE LOW POINTS OF EACH LATERAL LINE (MIN. 2 PER VALVE) AS PER DETAIL ON SHEET LI-2. INSTALL AIR RELIEF VALVES ON DRIP SYSTEMS AT THE LOCATIONS SHOWN ON THE PLANS, AS PER DETAILS.

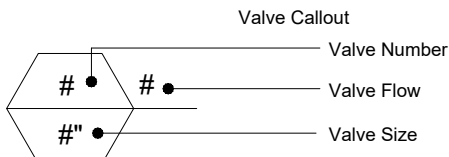
SLEEVING / WIRING NOTES:

IN ADDITION TO PROVIDING SLEEVES FOR ALL PIPING UNDER ROADWAYS AND WALKWAYS, THE IRRIGATION CONTRACTOR SHALL PROVIDE AND INSTALL SCH. 40 PVC SLEEVES FOR ALL CONTROLLER WIRES OCCURRING UNDER ALL ROADWAYS AND WALKWAYS. SLEEVES FOR CONTROLLER WIRES SHALL BE 2" DIA. AND CONTAIN NO MORE THAN 25 WIRES. **FOR PLAN CLARITY, ONLY SOME REPRESENTATIVE SLEEVES ARE SHOWN; SOME SLEEVES MAY NOT BE SHOWN.**

COORDINATION WITH EXISTING TREES

NO MACHINE TRENCHING SHALL BE PERMITTED WITHIN THE ROOT ZONE OF EXISTING TREES. HAND-DIG ONLY, WITHIN THE ROOT ZONES OF EXISTING TREES. NO ROOTS OVER 1" DIAMETER SHALL BE CUT. STAKE ALL PROPOSED TRENCH ROUTES NEAR EXISTING TREES FOR APPROVAL BY THE LANDSCAPE ARCHITECT BEFORE DIGGING BEGINS.

VALVE KEY




IRRIGATION LEGEND

SYMBOL	MANUFACTURER/MODEL
	RAIN BIRD R-VAN-STRIP 1806-SAM-P45, TURF ROTARY, 5'X15" (LCS AND RCS), 5'X30" (SST) HAND ADJUSTABLE MULTI-STREAM ROTARY W/ 1800 TURF SPRAY BODY ON 6.0" POP-UP, WITH CHECK VALVE AND 45 PSI IN-STEM PRESSURE REGULATOR. 1/2" NPT FEMALE THREADED INLET.
	RAIN BIRD R-VAN14 1806-SAM-P45, TURF ROTARY, 8'-14' 45"-270" AND 360" HAND ADJUSTABLE MULTI-STREAM ROTARY W/1800 TURF SPRAY BODY ON 6.0" POP-UP, WITH CHECK VALVE AND 45 PSI IN-STEM PRESSURE REGULATOR. 1/2" NPT FEMALE THREADED INLET.
	RAIN BIRD R-VAN18 1806-SAM-P45, TURF ROTARY, 13'-18' 45"-270" AND 360" HAND ADJUSTABLE MULTI-STREAM ROTARY W/1800 TURF SPRAY BODY ON 6.0" POP-UP, WITH CHECK VALVE AND 45 PSI IN-STEM PRESSURE REGULATOR. 1/2" NPT FEMALE THREADED INLET.
	RAIN BIRD R-VAN24 1806-SAM-P45, TURF ROTARY, 17'-24' 45"-270" AND 360" HAND ADJUSTABLE MULTI-STREAM ROTARY W/1800 TURF SPRAY BODY ON 6.0" POP-UP, WITH CHECK VALVE AND 45 PSI IN-STEM PRESSURE REGULATOR. 1/2" NPT FEMALE THREADED INLET.
	RAINBIRD 1806-SAM-PRS SERIES POP UP SPRAY HEADS WITH ADAPTER AND RAINBIRD #1402 SERIES BUBBLER NOZZLES. (TWO PER TREE) SEE INSTALLATION NOTE #N-5 REGARDING TREE BUBBLER LATERAL PIPE
	RAINBIRD XCZ-100-PRB-COM / 150-PRB-COM SERIES AUTOMATIC DRIP VALVE ASSEMBLY WITH 40 PSI PRESSURE REGULATOR XCZ-100-PRB-COM - 1" BALL VALVE WITH 1" PESB VALVE AND 1" PRESSURE REGULATING 40PSI QUICK-CHECK BASKET FILTER. 0.3GPM TO 20GPM.
	RAINBIRD PEB SERIES ELECTRIC REMOTE CONTROL, "TREE BUBBLER ZONE" VALVE SEE INSTALLATION NOTE #N-5 REGARDING TREE BUBBLER LATERAL PIPE
	RAINBIRD PEB SERIES 1", 1-1/2", 2" PLASTIC INDUSTRIAL VALVES. LOW FLOW OPERATING CAPABILITY, GLOBE CONFIGURATION.
	AREA TO RECEIVE DRIPLINE RAINBIRD XFS-CV-06-12 SERIES DRIP TUBE IN SHRUB BED INSTALLED AT 2" DEPTH
	AREA TO RECEIVE DRIPLINE RAINBIRD XFS-CV-06-12 SERIES DRIP TUBE IN NARROW TURF AREAS INSTALLED AT 4" DEPTH
	PIPE TRANSITION POINT ABOVE GRADE PIPE TRANSITION POINT FROM PVC LATERAL TO DRIP TUBING WITH RISER TO ABOVE GRADE INSTALLATION.
	ZURN / WILKINS 375XLB SERIES REDUCED PRESSURE TYPE BACKFLOW PREVENTOR INSTALLED PER CITY CODE WITH SAME SIZE BRONZE BALL VALVE INSTALLED ON THE UP-STREAM SIDE. MOUNTED IN STRONGBOX SMOOTH TOUCH ENCLOSURE.
	LASCO "V" SERIES SCH. 80 PVC TRUE UNION BALL VALVE, MAINLINE SIZE
	IRRIGATION WATER METER AND TAP (BY OTHERS) SIZE AS NOTED ON THE PLAN
	RAINBIRD 33DLRC QUICK COUPLER, 3/4"
	RAINBIRD ESP12LXMEF2P SERIES AUTOMATIC WALL MOUNT CONTROLLER
	RAINBIRD WR2-RFC RAIN / FREEZE SENSOR - CONFIRM SENSOR LOCATION WITH OWNERS REPRESENTATIVE
	1" MASTER VALVE MODEL # 100-EFB-CP WITH RAINBIRD FLOW SENSOR MODEL #FS100B SERIES

- IRRIGATION LATERAL LINE: CLASS 200 PVC
- IRRIGATION MAINLINE: SCHEDULE 40 PVC
- IRRIGATION SLEEVES, SCH. 40 PVC, MIN. TWICE SIZE OF PIPE TO BE INSERTED



NOTE: THE CONTRACTOR IS SPECIFICALLY CAUTIONED THAT THE LOCATION AND/OR ELEVATION OF EXISTING UTILITIES AS SHOWN ON THESE PLANS IS BASED ON DESIGN DRAWINGS, RECORDS OF THE VARIOUS UTILITY COMPANIES, AND WHERE POSSIBLE, MEASUREMENTS TAKEN IN THE FIELD. THE DESIGNER DOES NOT GUARANTEE THAT LOCATIONS SHOWN ARE EXACT. THE CONTRACTOR MUST CONTACT THE APPROPRIATE UTILITY COMPANIES AT LEAST 72 HOURS BEFORE ANY EXCAVATION TO REQUEST EXACT FIELD LOCATIONS OF UTILITIES. AS SUCH, THE GENERAL CONTRACTOR SHALL BE RESPONSIBLE FOR LOCATING AND UNCOVERING EXISTING UTILITIES IN THE VICINITY OF THE PROPOSED IMPROVEMENTS AND UTILITY CONNECTION POINTS PRIOR TO THE START OF CONSTRUCTION TO ASCERTAIN EXACT MATERIALS, LOCATIONS, ELEVATIONS, ETC. AND THEIR POTENTIAL CONFLICT WITH PROPOSED IMPROVEMENTS. GC SHALL CONSULT WITH CONSTRUCTION MANAGER AND ENGINEER AS APPROPRIATE BEFORE PROCEEDING WITH WORK.



IRRIGATION PLAN

COMMERCIAL TENANT IMPROVEMENT PLANS
Office Warehouse
115 NW 16TH ST.
Pompano Beach, FL - 33060

Date	Comment

Project Number	
Date	05/27/2025
Drawn By	RNK
Checked By	MNB

LI-1

DRC

PZ25-12000014

07/02/2025